

4"

Submersible Pumps



SchaeferTM Legend



Powered By
Franklin Electric

4" Submersible Pumps

Standard 4" Legend

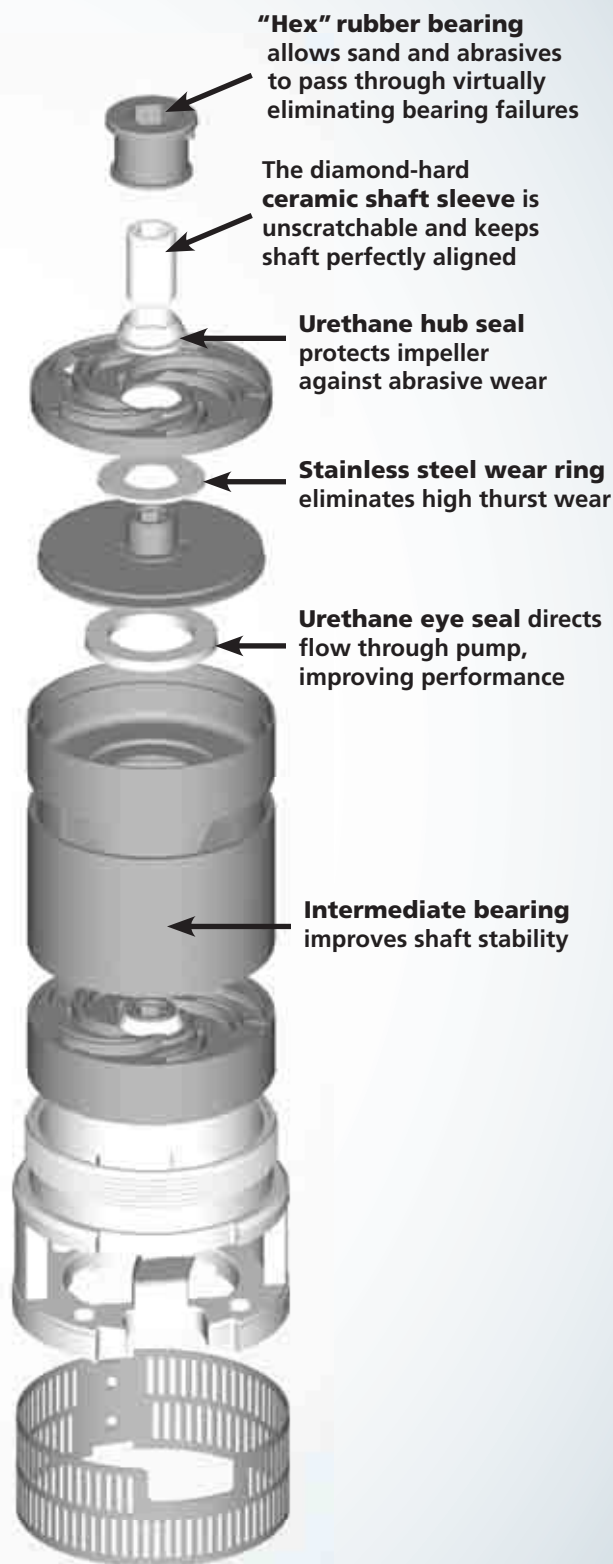
Features:

- 5 performance ranges: 5, 7, 10, 18 & 25 GPM.
- Ceramic shaft sleeve and rubber discharge bearing protect shaft and eliminate sand wear.
- An intermediate bearing provides improved shaft stability in all units that are greater than or equal to 2 HP, or longer than 24" in length.
- Thermoplastic impellers and stages for maximum efficiency.
- Thermoplastic and stainless steel models include built-in Flomatic check valve.
- Urethane Eye & Hub Seals are remarkably resistant to abrasives, allowing sand and other abrasives to pass through each stage without wear or damage.
- Powered by Franklin Electric's corrosion-resistant 4" submersible motor.
- Maximum water temperature 120°F.

High Capacity 4" Legend

Features:

- 4 performance ranges: 35, 45, 60 & 90 GPM.
- Stainless Steel discharge head and motor bracket.
- High flow impellers and stages are glass-filled Noryl for maximum efficiency.
- Ceramic shaft sleeve and rubber discharge bearing eliminates sand wear.
- Intermediate bearing for increased shaft stability.
- Floating eye and hub seals improve performance and efficiency.
- Stainless steel hex pump shaft, shell and shaft coupling.
- High capacity upthrust assembly for protection during start-up and operation (45, 60 and 90 GPM models).
- Powered by Franklin Electric's corrosion-resistant 4" submersible motor.
- 2" NPT discharge tapping.
- Check valve must be ordered separately.

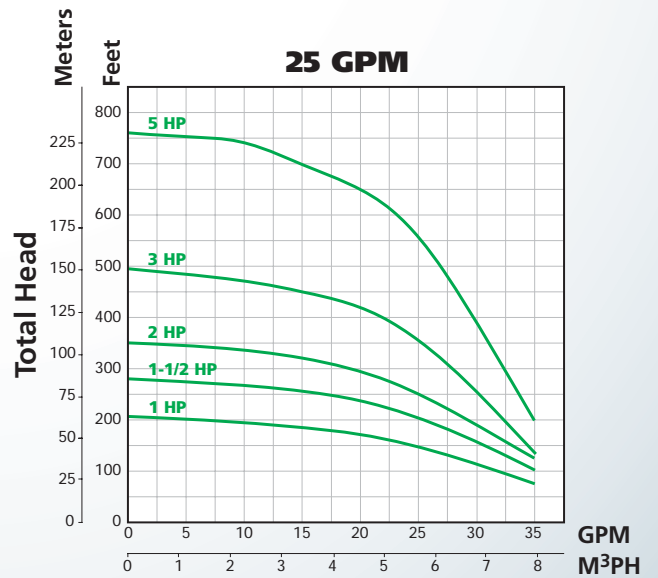
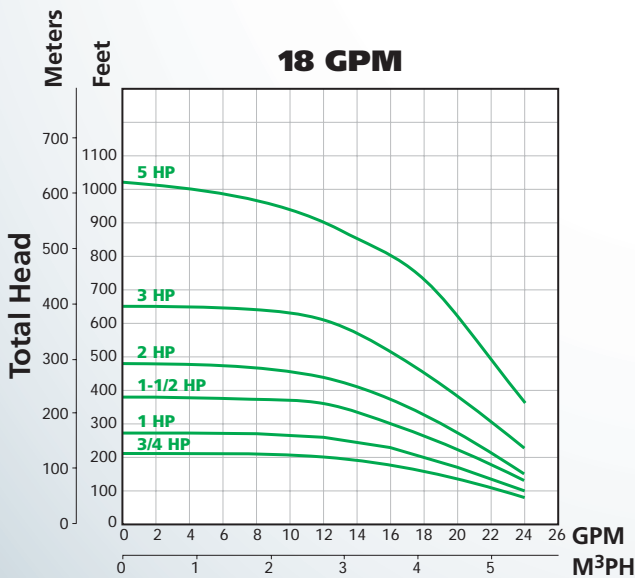
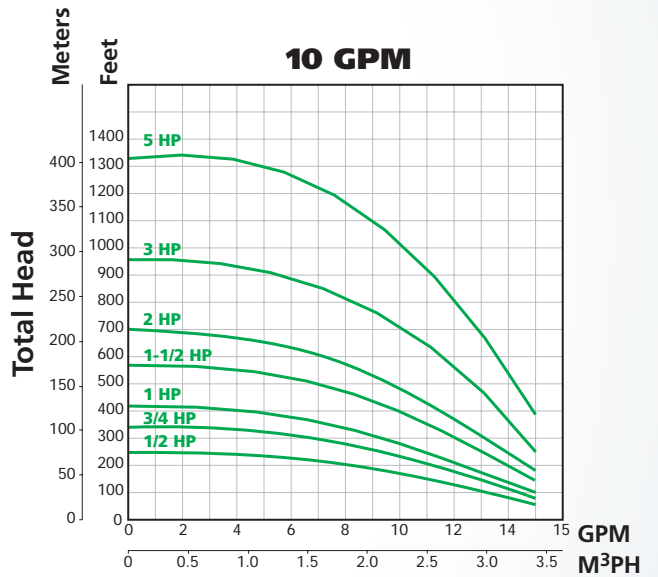
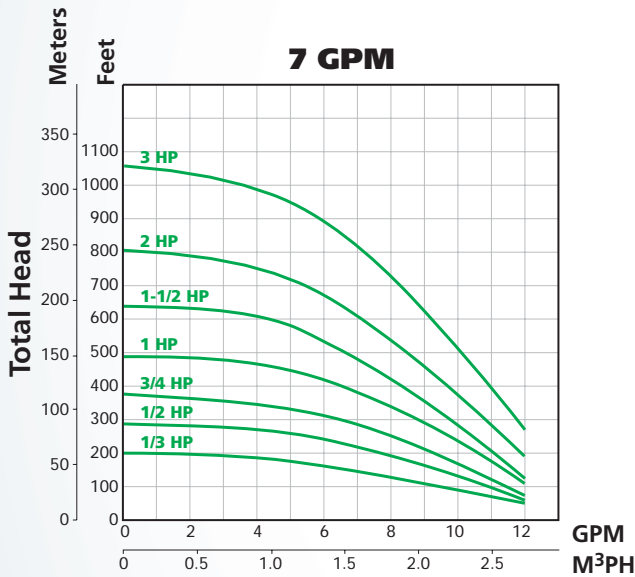
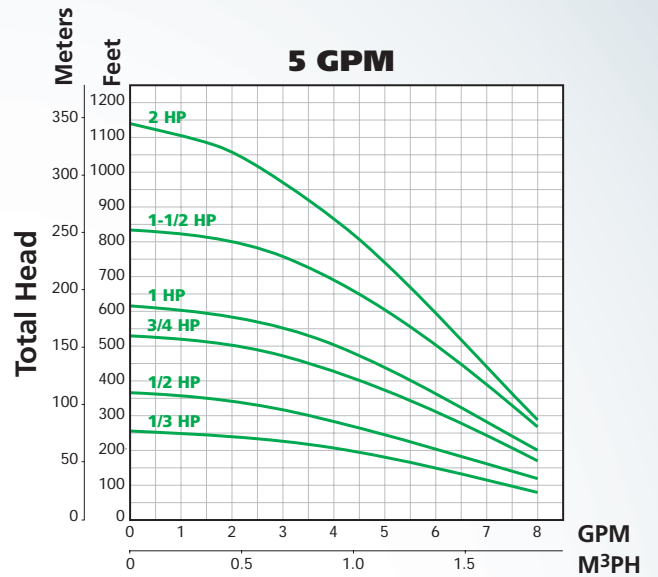


Powered By
Franklin Electric

Performance Curves

Standard 4" Legend

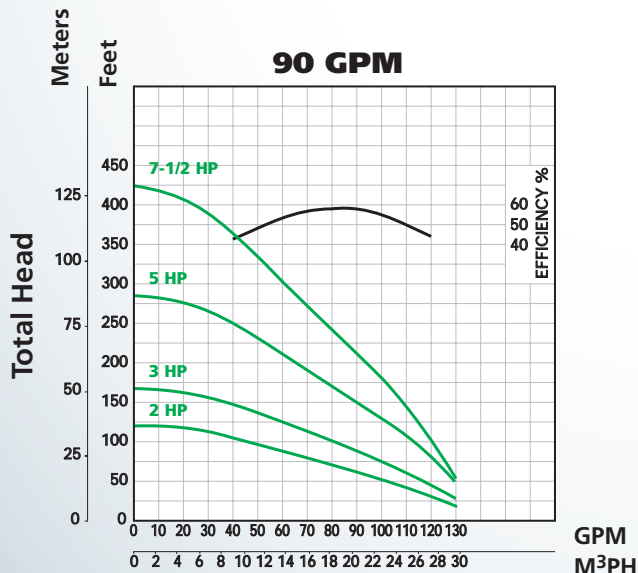
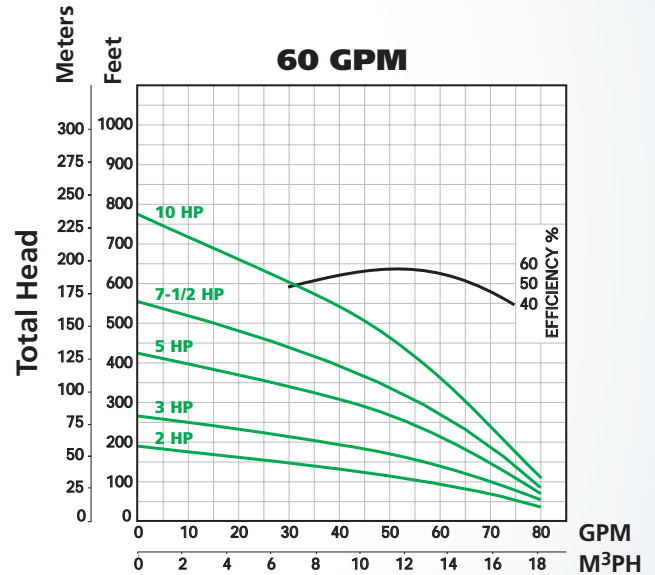
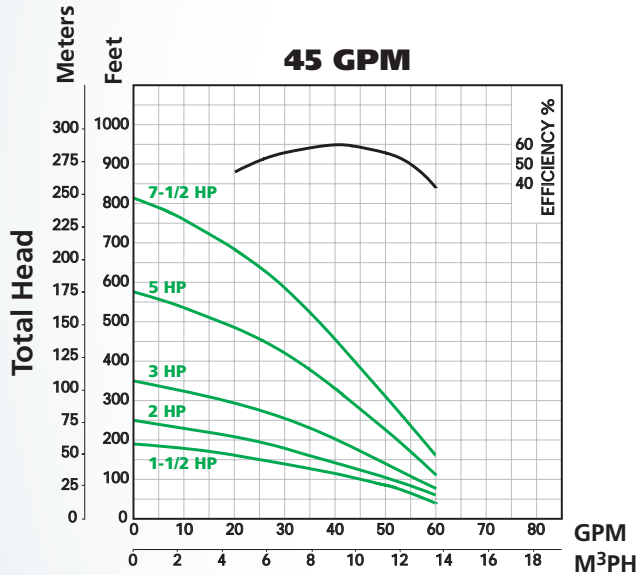
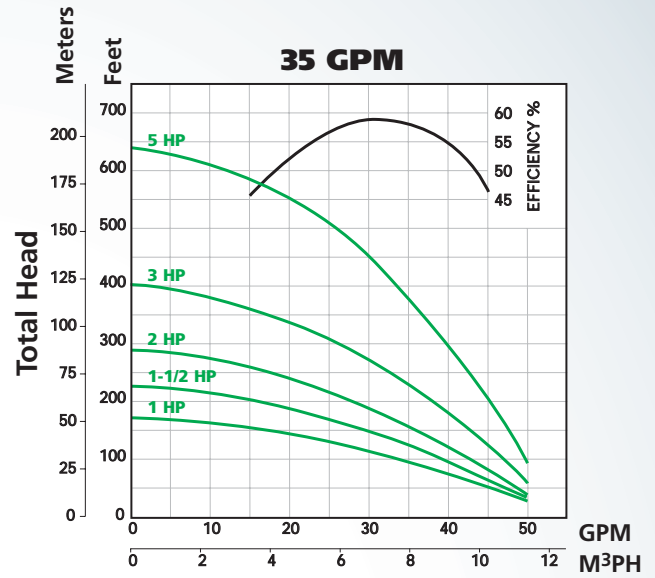
The standard Legend submersible pump features unique hydraulics that improve efficiency and minimize wear even when pumping abrasives (sand). All Legend pumps are unconditionally guaranteed against sand locking in abrasive well conditions for one full year. Discharge and motor brackets are available in thermoplastic or stainless steel.



Performance Curves

High Capacity 4" Legend

Engineered for commercial, irrigation and residential use. Design advancements reduce efficiency losses caused by internal pump leakage and abrasives (sand). The high capacity Legend is unconditionally guaranteed against sand locking for one full year.



Franklin Pump Systems

12401 Interstate 30, P.O. Box 8903
 Little Rock, AR 72219-8903
 PH: 501.455.1234 FAX: 800.662.6044

www.franklinpumps.com